

FK1

MICROFLEX WITH RADIAL SET SCREWS

1 Ncm

ABOUT

FEATURES

- ▶ very small dimensions
- ▶ backlash free
- ▶ vibration damping

MATERIAL

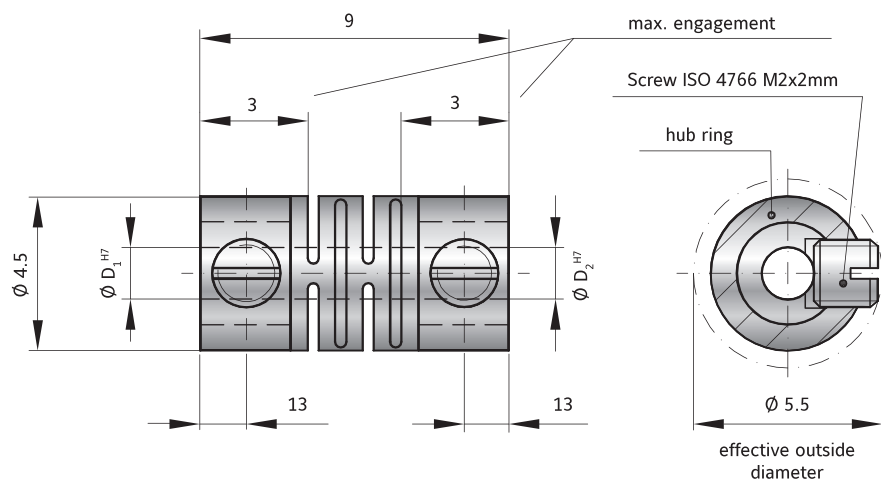
- ▶ **Flex element:** high strength Polyamide
- ▶ **Hubs:** stainless steel

DESIGN

Two hubs with set screws mounted to a flex beam segment. Operational from -35° to +80° C. Speeds up to 20,000 rpm *

SPECIAL SOLUTION

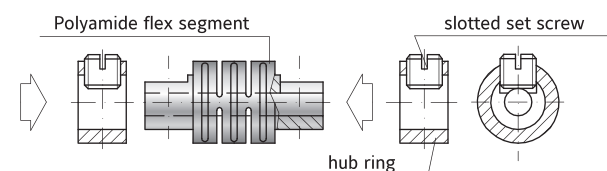
Effective outside diameter can be reduced to 4.5mm through the use of M2x1.5mm screws.



MODEL FK1/001/9

SIZE			
Rated torque	(Ncm)	T_{KN}	1
Standard bore H7	(mm)	D_{1, D_2}	1.5 / 1.5 or 2 / 1.5 additional bore diameters available upon request
Moment of inertia	(gcm ²)	$J_{ges.}$	5.39
Approximate weight	(g)		0.47
Torsional stiffness	(Ncm/rad)	C_T	23 (measured at +20° C)
Axial	(mm)	Max. values	0.2
Lateral	(mm)		0.1
Angular	(degree)		1.5

COUPLING ASSEMBLY AND MOUNTING

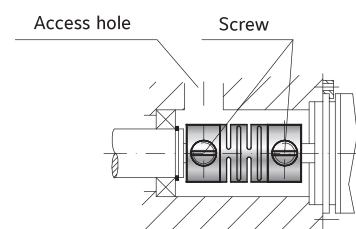


The screw threads through the clamping ring, through a slot in the flexible segment, and down onto the shaft, securing the entire assembly. Including a flat on the shaft can improve torque transmission.

Caution: Always use a precisely calibrated torque wrench during installation.

DISMOUNTING

For dismounting, simply loosen the set screws and remove the coupling from the shafts.



ORDERING EXAMPLE	FK1	001	9	1.5	1.5	XX
Model	●					Special designation only (e.g. special screw size).
Size		●				
Overall length mm			●			
Bore D1 H7				●		
Bore D2 H7					●	
For custom features place an XX at the end of the part number and describe the special requirements (e.g. FK1 / 001 / 9 / 1.5 / 1.5 / XX; XX=M2x1.5mm screws)						