

Serie Robot

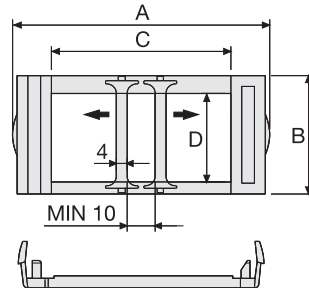
SR500

Circular Nylon Cable Chain with removable frames

Inner height (D) 30 mm

Double share Sideband & Frame construction with large anti-friction single-pin.

Frames removable from inner radius.



Separator

- Unassembled	Part.no S500
- Assembled	Part.no S500MC

Pin

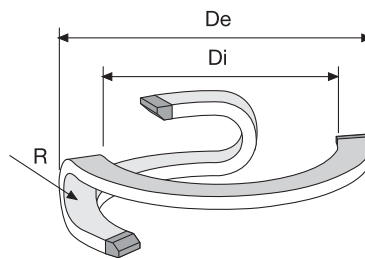
Part.no PG355

Technical characteristics

Speed	180°/s
Acceleration	180°/s ²

For higher requirements please consult our technical dept.

A mm	B mm	C mm	D mm	R mm	Weight/pitch kg	Chain Part Number
93	43	65	30	100	0,135	SR5001
93	43	65	30	150	0,135	SR5002



R mm	Di mm	De mm
100	630	830
150	630	830

Length of Chain

Chain Part Numbers	Degrees of Rotation	No of Pitches
SR5001	90	12
SR5001	180	16
SR5001	270	20
SR5001	360	24
SR5002	90	14
SR5002	180	18
SR5002	270	23
SR5002	360	27



Steel End Brackets

The end brackets set, containing two steel plates screwed to the links, allows the two ends of the chain to be attached to the equipment. The end brackets are installed in one position offering the possibility of attaching the chain externally. (Fig. A)

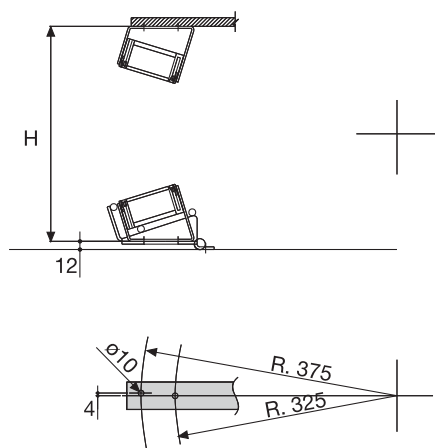


Fig. A

Chain Type	H
SR5001	330
SR5002	410

Steel End Brackets Part Numbers

Complete Set Assembled

Chain Type	End Brackets Set
SR500...	A500KM

Complete Set Unassembled

Chain Type	End Brackets Set
SR500...	A500K

Support Guide

For correct functioning of the chain it is necessary that the installation is done in a specific position.

For this reason Brevetti Stendalto has observed and created a support guide which can do this. (Fig. B)

For particular applications it is possible to create support guides with attachment plates and special dimensions.

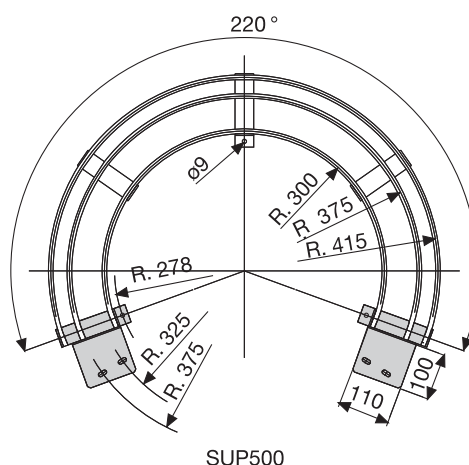


Fig. B

For applications with rotations exceeding 200° it is necessary to use the appropriate accessories for supporting the cable chain. (see page 28).

Serie Robot

SR500

Circular Nylon Cable Chain with removable frames